



SUBJECT: DS-5000 Firmware Update V1.08.

PURPOSE: This firmware will update the DS-5000 from previous to V1.08.

GENERAL INFORMATION: This firmware will fix an issue that causes the DS-5000 to freeze when a file is played back while the info screen is displayed.

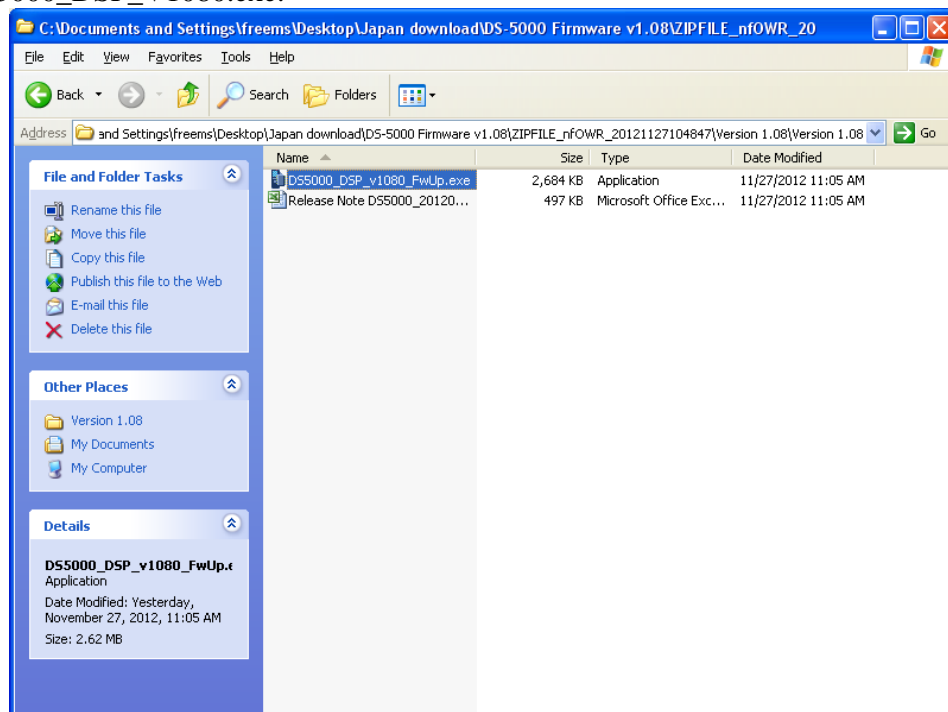
**PRECAUTION:** If the update fails, the recorder could be damaged irreparably. Please read the instructions carefully before updating. Please note that this firmware update is not reversible. Please backup all the important files on your recorder to your PC before updating. Do not operate the recorder during the update. Do not disconnect the recorder from the computer under any circumstances.

#### Instructions for Updating the Firmware:

1. Download the compressed folder containing DS5000\_DSP\_V1080.exe to your PC (Preferably to a folder you created on your desktop) and extract the file.

**Please backup important files to your computer before updating the recorder's firmware.**

2. Connect the DS-5000 to your computer.
3. Exit all application software (programs) that are currently running on your computer.
4. Open the folder with the firmware updates and double left click on the DS5000\_DSP\_V1080.exe.

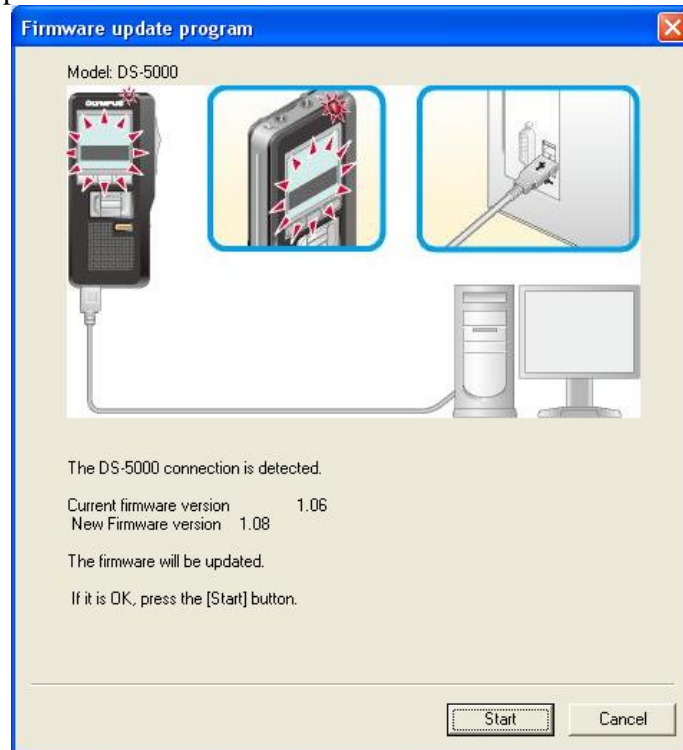




5. If this window appears, Click "Run". If not, go to step 6.

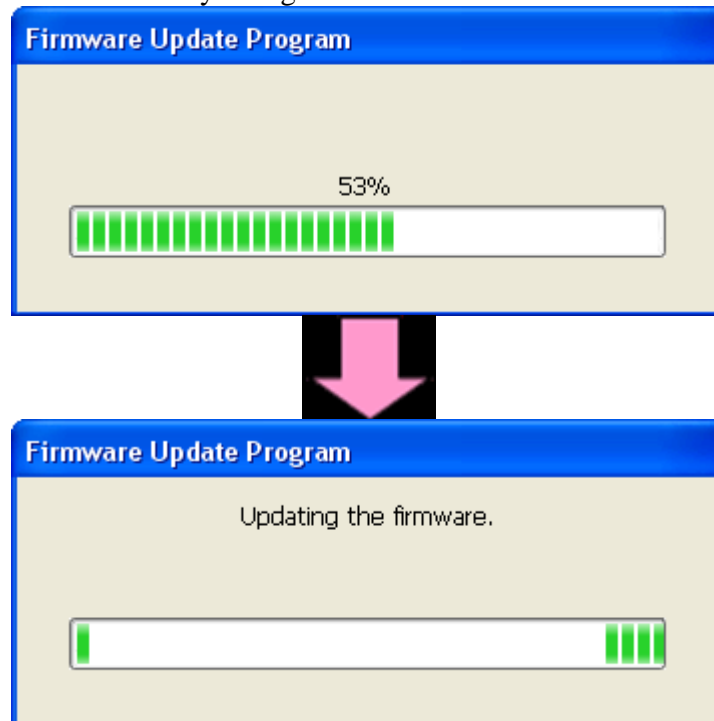


6. To begin the update Click Start.



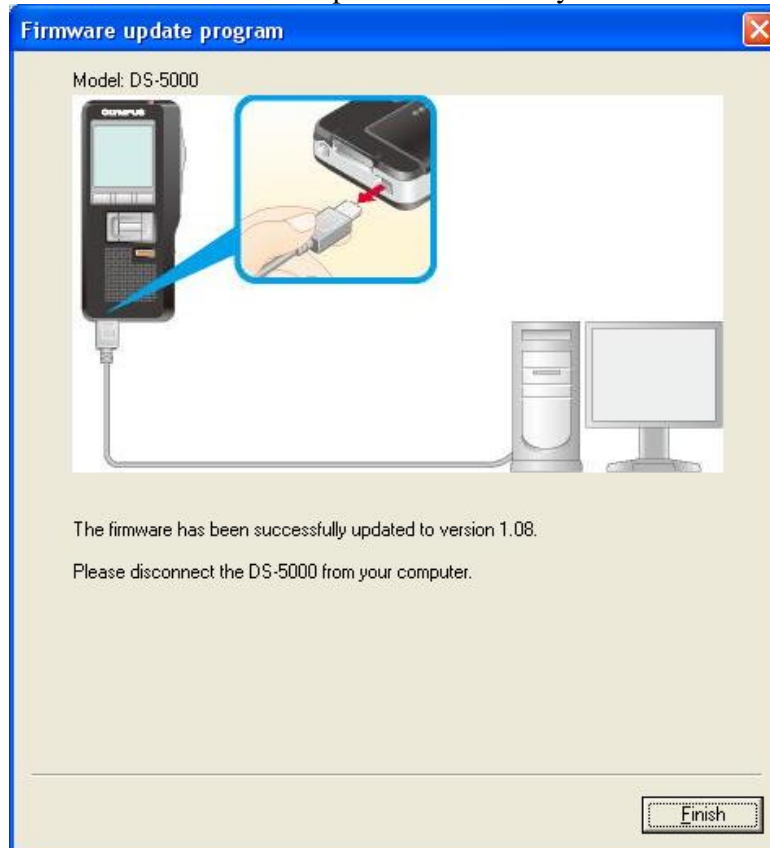


7. The display will automatically change to the one shown below.





8. After "The firmware has been updated successfully to version 1.08", click "Finish



**When the "Remote (Storage)" display appears on the recorder's LCD, safely disconnect the DS-5000 from your computer and verify the firmware by following the procedure below.**

Check the firmware version. If there is no battery in the recorder, insert the battery and turn on the recorder. Select "MENU" then "Device Menu" → "System Info." And the version information will be displayed under "Version".